



Contributor: Dr. Savannah Elizabeth Joyce **Grade Level:** 3rd Grade or Special Needs

1. Identify the standards to be addressed:

SC Standards Grade 3 or Special Needs

Standard 1: Utilize the college and career skills of a historian to study the continuity and changes over time in the United States.

2.H.1 Identify and compare significant historical events, moments, and symbols in U.S. history. This indicator was developed to encourage inquiry into historical events, including figures, symbols, and observances, that have been important to the U.S. over time as well as how they impact us.

2. Statement of the objective and lesson outcomes:

Student will identify important American symbols and explain their meaning.

3. Materials, resources, and technology to be used by teacher/students:

American symbols booklet-one for each student

Our American Symbols Power Point

Teacher computer with display-Smartboard, Promethean Board, Etc.. OR charts

Pencils

4. Introduction of the topic:

1. Tell students that today they will be learning about some of the most important symbols in the United States of America.
2. Ask students if they can define symbol. After discussion, define, and record, if necessary, a symbol as an item that represents something else.

5. Procedure for instruction:

3. Ask students if they can name any American symbols. Help guide them through this discussion by naming items such as the bald eagle, the American flag, the Liberty Bell, The White House, and the Statue of Liberty.

4. Pass out the booklets. Have them put together beforehand.

5. Display the Powerpoint "Our American Symbols". Display the slide with just the picture of the bald eagle.

Ask the children if they can identify the symbol in the picture. See if they can tell you anything about that symbol that you are showing them. Next, read the corresponding slide that goes along with that symbol. Have students fill in the RED words on the page of each symbol in their booklets. Continue doing the same. Make sure to go through all six symbols with the corresponding slides.

6. Lesson Closure

Go around the room and ask students to tell you their favorite symbol that we talked about and why.

7. Assessment of Understanding:

Ask students to tell one fact they learned about one of the symbols.

8. Additional Resources

The United States

of

and the

bird eagle can be found on

and

The

because bald eagles are strong

It was chosen

bird. It is a symbol of

The bald eagle is the national

The Bald Eagle



Owl

of

first time it was. It is a symbol

The owl

the


American

is usually

It is located in Philadelphia. It

The Symbols

NAME: _____





The Bald Eagle

The bald eagle is the national bird. It is a symbol of

_____. It was chosen because bald eagles are strong

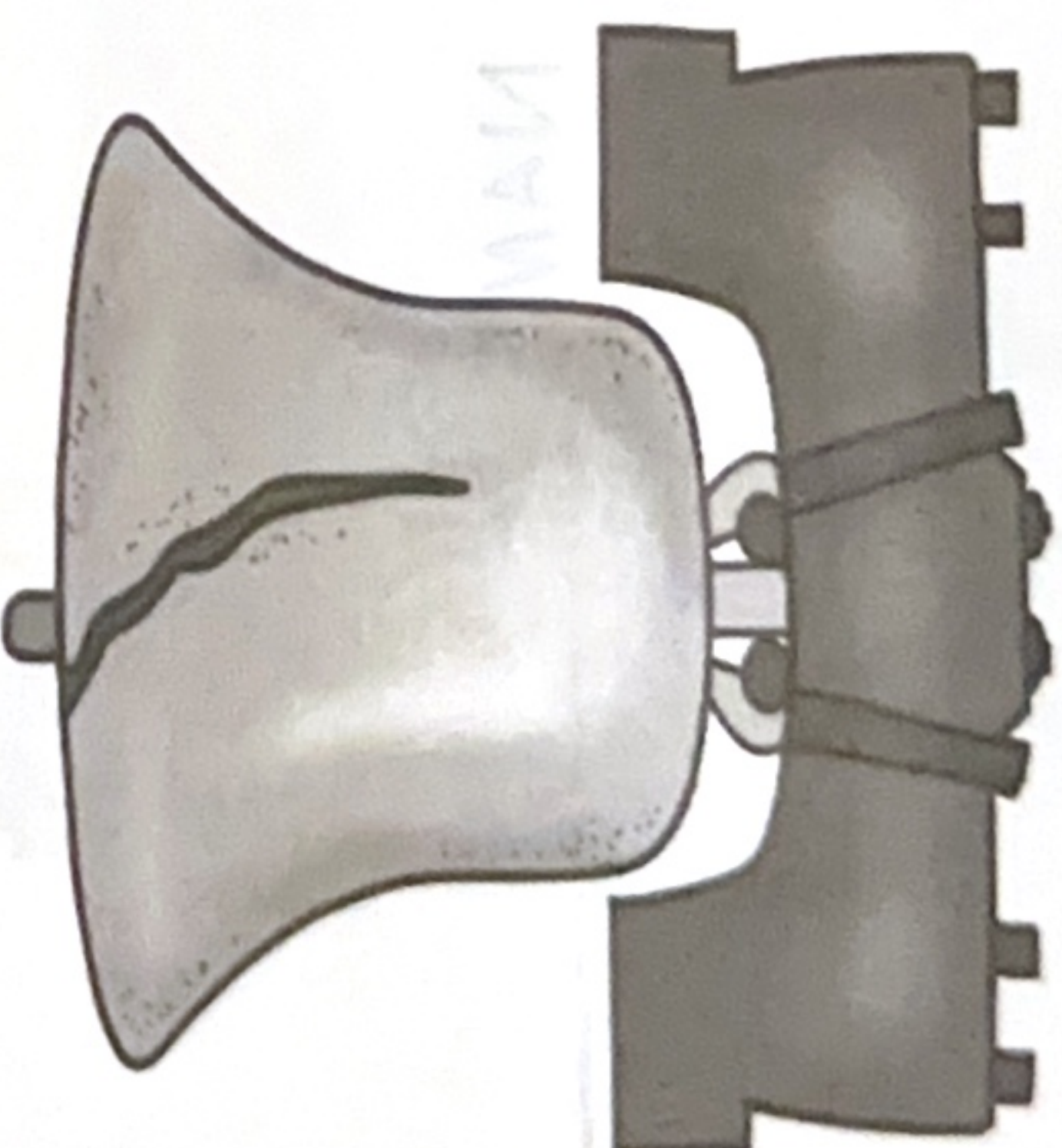
and _____. The

bald eagle can be found on

_____ and the

_____ of

the United States.



The Liberty Bell

It is located in Philadelphia. It is mostly made of

_____ and _____.

The bell _____ the

first time it rang. It is a symbol

of _____.

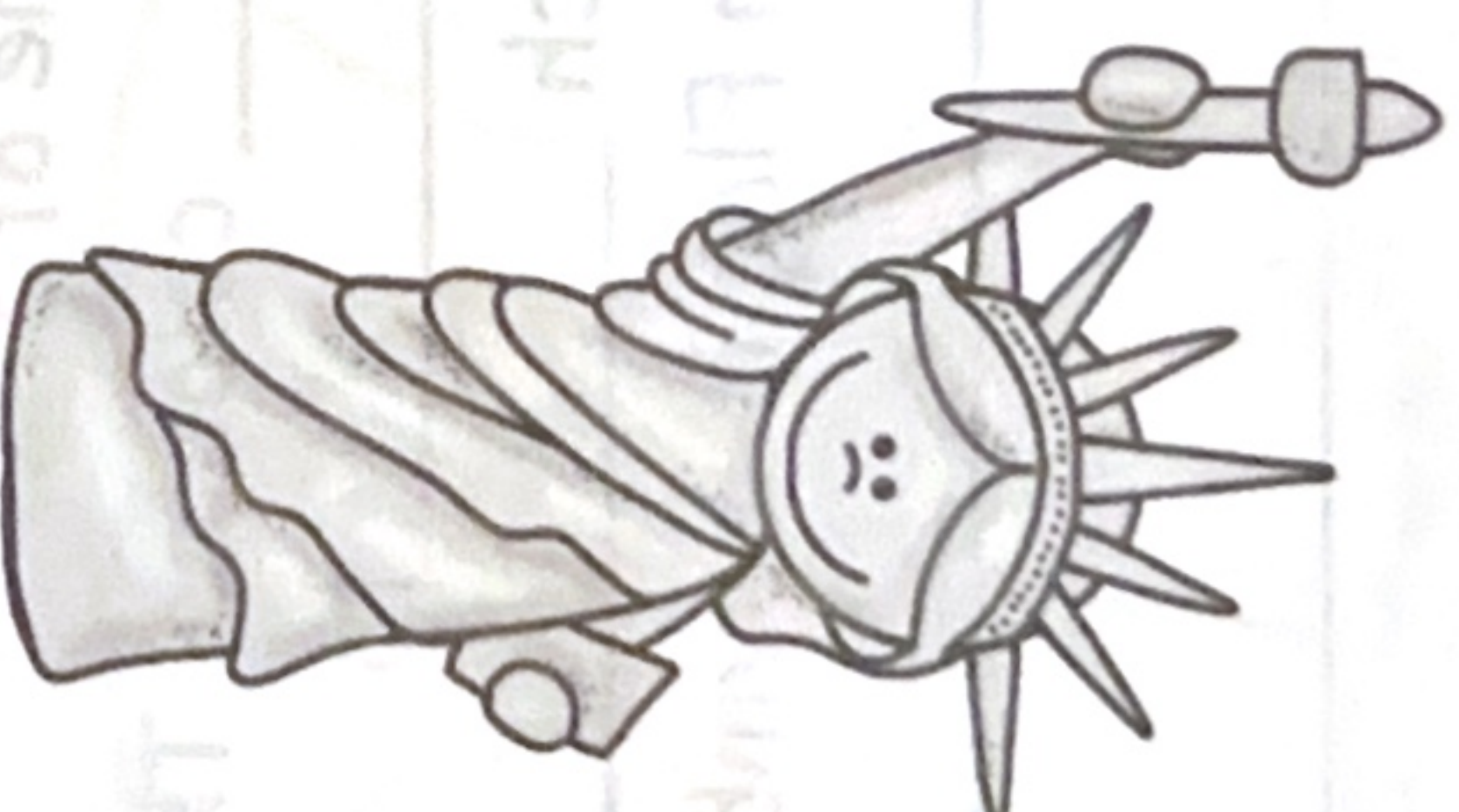


Mount Rushmore

It is located in _____.

It is a sculpture of _____
U.S. presidents. The sculptures
are made out of _____.

Mount Rushmore is a symbol of
_____ and
_____.



Statue of Liberty

It is located in _____. It was a
_____.

gift from _____ to
remember their friendship. The
statue is made out of _____
_____ and has turned
_____ over the years.



The White House

It is located in _____.

This is where the _____

_____ lives and

works. The White House is a symbol of _____.



American Flag

The flag has _____ red and white stripes. Each stripe represents one of the _____

_____ colonies. The

flag has 50 _____ to represent each _____.

The American Flag is a symbol of _____.

Our National Symbols



[This Photo](#) by Unknown Author is licensed under [CC BY-SA](#)

The Bald Eagle

- The Bald Eagle is the National bird for the United States.
- It is a symbol of Freedom and strength
- The bald eagle can be found on money and the Great Seal of the United States.





The Liberty Bell

- The liberty bell is located in Philadelphia, Pennsylvania.
- It is mostly made of copper and tin.
- It weighs 2,080 pounds.
- It rang to make important announcements.
- The bell cracked the first time it rang.
- It is a symbol of freedom.



This photo by Unknown Author is licensed under CC BY SA



[This Photo](#) by Unknown Author is licensed under [CC BY-SA](#)

Mount Rushmore



- Mount Rushmore is located in South Dakota.
- It is a sculpture of 4(four) U.S. presidents.
- Each head is 60 feet tall.
- The sculptures are made of graphite.
- Mount Rushmore is a symbol of freedom and hope.



Statue of Liberty

- The Statue of Liberty is located in New York.
- It was a gift from France to remember their friendship.
- The statue is made out of copper and has turned green over the years.
- It is a symbol of freedom.





The White House



- The White House is located in **Washington, D.C.**
- This is where the **President** lives and works.
- The White House has **132** rooms and there are **6** floors.
- The White House is a symbol of **leadership.**
- The President's office is called the **Oval Office.**



The American Flag



- The American flag has **13** **(thirteen)** red and white stripes.
- Each stripe represents of the the **thirteen (13)** colonies.
- The flag has **50** **stars** to represent each **state**.
- The American Flag is a symbol of **freedom**.